

## **ATTENTION**

**Put in a safe place ---**

**Information about summer activities, uniforms,**

**supply fee, supplies needed,**

**and**

**Kindergarten meeting in September.**

Dear Parents/Guardians,

Welcome to Holy Innocents School. My name is Ms. Traci Tudor and I am the Kindergarten teacher. Miss Daniella Matamoros is my teaching assistant. Uniforms can now be purchased through Flynn and O'Hara locations – 10905 Dutton Rd. (215-637-4600) and 6801 Frankford Ave. (215-624-1983) We have enclosed a flyer with information on how to purchase your child's uniform. The gym uniform is the regulation uniform for students in Pre-K and Kindergarten. There are 2 options, spring, (April 15<sup>th</sup> – October 31<sup>st</sup>) and winter.

Navy blue shorts

Navy blue sweatpants

Blue golf shirt (Since colored shirts are not permitted to be worn under short sleeve golf shirts, a long sleeve golf shirt is recommended for the winter time.)

Navy blue sweatshirt

Gray T-shirt for gym day **ALL UNIFORM ITEMS MUST HAVE THE SCHOOL LOGO**

Non-marking sole sneakers (**MUST HAVE VELCRO STRAPS** unless your child knows how to tie shoes.) **NO LIGHT UP SNEAKERS PERMITTED**

The children are expected to wear their uniform on the first day.

**The following is a stationery list of supplies that can be purchased before school begins.**

1 – Standard size school bag (no wheels, please)

Clear contact paper (**to keep at home, to cover books and folders**)

**LOTS of glue sticks.** This year parents purchased around 24 glue sticks and sent them to school in a plastic bag with the child's name. The glue lasted for most of the year. Target and Wal-Mart usually have great sales in July and August on **glue sticks**. We use glue almost everyday so please stock up. **We only use glue sticks, please do not purchase liquid glue for school.** Be careful, in the past I found that glue sticks from the dollar store are dried out and do not work. **All other supplies will be purchased through the school. I will supply the stationery. The cost will be \$65.00. That includes a fee for art, computer, MSP, a seat sack that your child will keep, and all other supplies.**

Kindergarten children do have homework every night and will need pencils, crayons, glue, and scissors at home.

**We will have a Parent Orientation Day by appointment on Wednesday, September 6<sup>th</sup>. You and your child must come to school to familiarize your child with the new classroom and meet the teachers.** IMPORTANT information will be shared. I am looking forward to working with you. Listed below are some activities you can do over the summer:

- 1) Practice making the Sign of the Cross.
- 2) Alphabet recognition – print upper and lower case letter on index cards, shuffle and use as flash cards. Have your child name each letter. After he/she has mastered each letter name, practice speed. (Naming all letters as fast as possible)
- 3) Practice sounds of each letter by asking what sound a word begins with (rain – r).
- 4) Practice printing his/her name.
- 5) Learn address, phone number, and birthday.
- 6) READ to your child everyday.
- 7) Teach one phone or cell number where you can be reached.
- 8) Practice tying shoes.
- 9) Practice the route home with your child. Walk your child from the school to the corner where someone will meet him/her. Instruct your child not to cross any street. Stay with the teacher until the person walking him/her home takes his/her hand.
- 10) Mandatory summer book report due on or before September 11, 2023. (ALL ABOUT ME BOOK)

---

**We ask each family to donate the following products to be used by the children throughout the year. Please put your child's name on each item and send in as soon as possible.**

6 rolls of paper towels

Clorox wipes

Baby wipes

3 boxes of tissues (or more)

hand sanitizer

2 packs of paper

Thank You,  
Ms. Traci Tudor

Dear Parents,

Please support your child when they create this "All About Me" booklet. They will present it to our class the first week of school. You may help guide them, but please allow them to do the work.

You may cut the pages out, glue them to construction paper or card stock. Please encourage your child to be creative. They may paint, add stickers of stuff they like best. Remember to let them be as creative as they wish as long as the pictures and information that is asked for is there.

**Cover page:** All about Me: On this page the students will draw or paste a present picture of him/herself. Please no baby pictures. Also please support them in writing their name, if they cannot write their name this is something you should practice this summer, before your child writes it on the front cover. Please let them write it the best they can. I want to see their work!!!

**Page 1: My birthday is:** Please guide your child in writing their birthday. This is something they must know by the end of kindergarten. **My Favorite toy...** have your child draw a picture of his/her favorite toy.


**Page 2: My Family:** On this page, please paste a photo of your family. Please just add a photo of who lives in your household. If you do not have any recent photos of your family, your child may draw one. Then have your child write the number of people who are in your house in the box below. Please make sure your child includes him/herself in the picture and in the number of people. Please let your child write this number.

**Page 3: My Friends:** On this page your child will draw a picture or paste a photo of him/herself with some friends. Then they will write the names of these friends.

**Page 4: Call me at:** On this page your child will write the phone number for mom/dad as well as his/her address. These are also two skills that your child must know by the end of kindergarten. Please support your child in writing it but allow them to do so.

**Page 5: Use your imagination:** This page is where your child will get creative and share something else he/she wants us all to know about them!


**Math:** Please make sure your child colors the balloons that the bear is holding the correct color. The bear must also be colored in the color that is written on its tummy. This is to help your child get familiar with the color words.

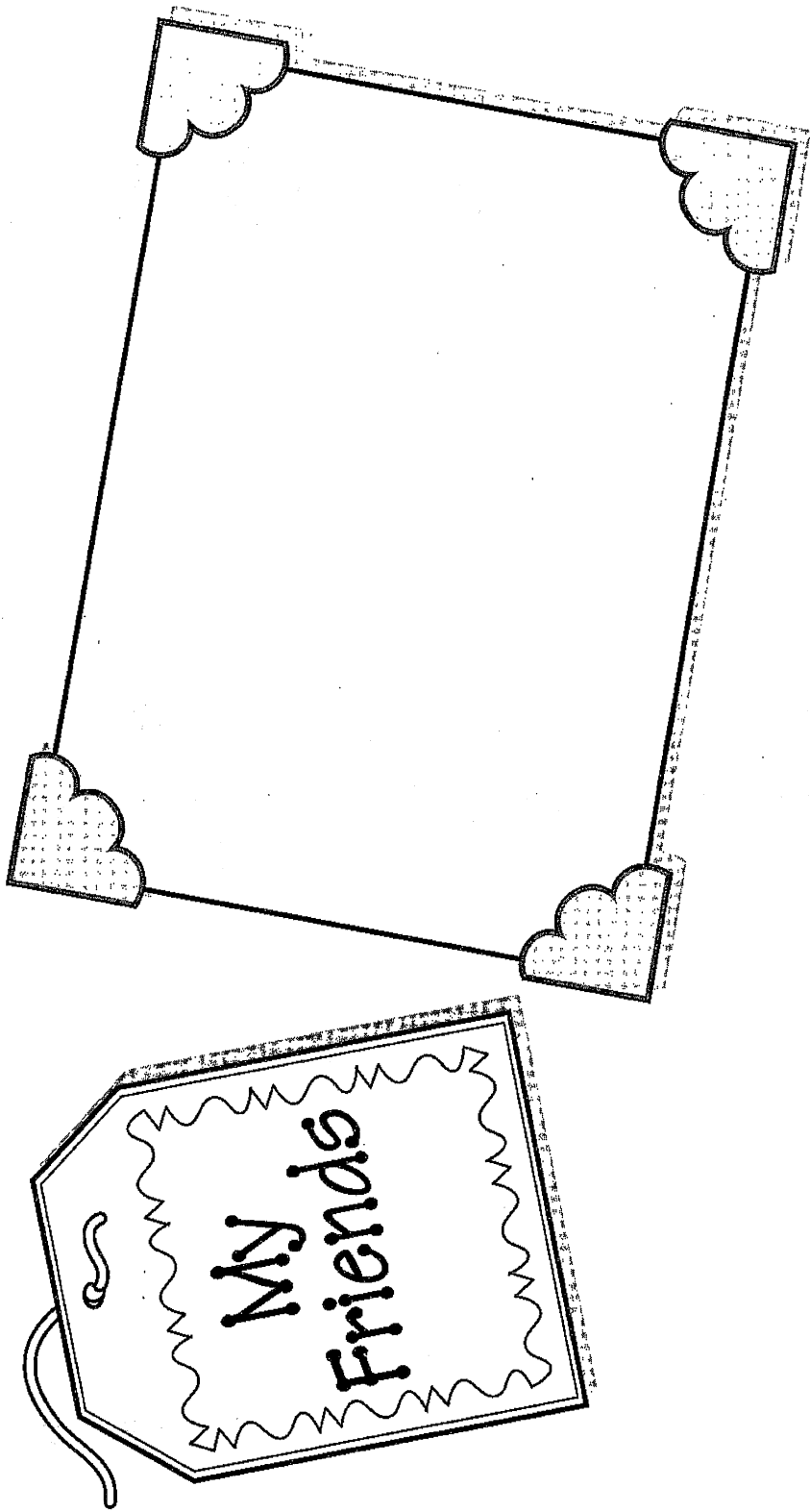


# MY FAMILY

people in my family

There are






**BUDDIES**

*amigos* **pals**

---




---

---



**Call me at**

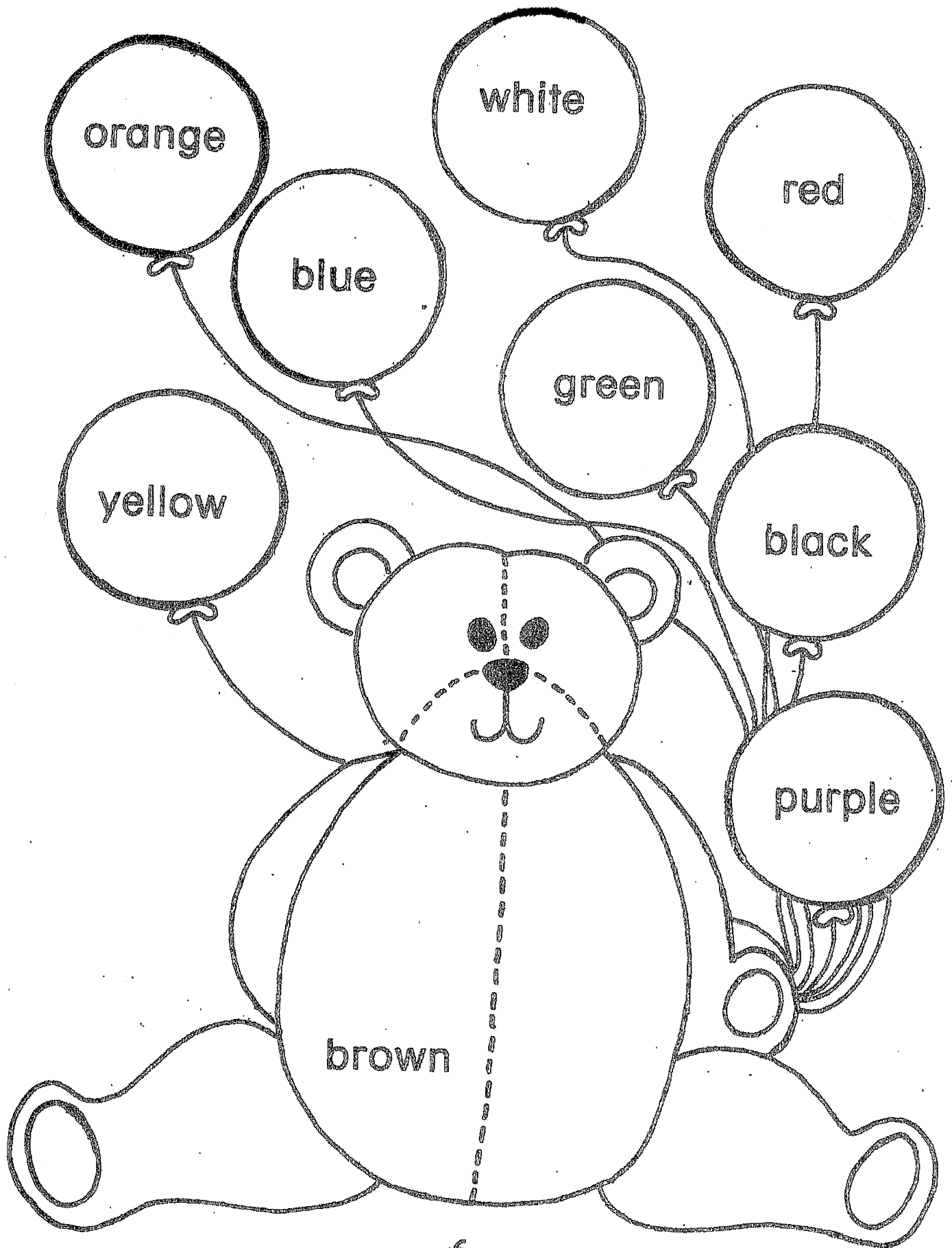
**My address is**



+







# Thoughts at the Bottom of a Beanstalk

A B C A B C A B C A B C

Once upon a time there was a little boy named Jack who was about to climb his very first beanstalk. He had a fresh haircut and a brand-new book bag.

Even though his friends in the neighborhood had climbed this same beanstalk almost every day last year, this was Jack's first day and he was a little nervous. So was his mother.

Early in the morning she brought him to the foot of the beanstalk. She talked encouragingly to Jack about all the fun he would have that day and how nice his giant would be. She reassured him that she would be back to pick him up at the end of the day. For a moment they stood together, silently holding hands, gazing up at the beanstalk. To Jack it seemed much bigger than it had when his mother had pointed it out on the way to the store last week. His mother thought it looked big, too. She swallowed. Maybe she should have held Jack out a year...

Jack's mother straightened his shirt one last time, patted his shoulder and smiled down at him. She promised to stay and wave while he started climbing. Jack didn't say a word.

He walked forward, grabbed a low-growing stem and slowly pulled himself up to the first leaf. He balanced there for a moment and then climbed more eagerly to the second leaf, then to the third and soon he had vanished into a high tangle of leaves and stems with never a backward glance at his mother.

She stood alone at the bottom of the beanstalk, gazing up at the spot where Jack had disappeared. There was no rustle, no movement, no sound to indicate that he was anywhere inside.

"Sometimes," she thought, "it's harder to be the one who waves good-bye than it is to be the one who climbs the beanstalk."

She wondered how Jack would do. Would he miss her? How would he behave? Did his giant understand that little boys sometimes acted silly when they felt unsure? She fought down an urge to spring up the stalk after Jack and maybe duck behind a bean to take a peek at how he was doing.

"I'd better not. What-if he saw me?" She knew Jack was really old enough to handle this on his own. She reminded herself that, after all this was thought to be an excellent beanstalk and that everyone said his giant was not only kind but had outstanding qualifications.

"It's not so much that I'm worried about him," she thought, rubbing the back of her neck. "It's just that he's growing up and I'm going to miss him."

Jack's mother turned to leave. "Jack's going to have lots of bigger beanstalks to climb in his life," she told herself. "Today's the day he starts practicing for them... And today's the day I start practicing something too: cheering him on and waving good-bye."

Dear Parents/Guardians,

We want to welcome you and familiarize you with a few important procedures. We will be in the school yard to welcome your child. The bell rings at 7:45 AM. Please do not arrive before 7:40 AM. We ask you not to linger near the line; this sometimes makes departure more difficult.

Please take time to show your child where you will meet him/her after school.

Dismissal lines are      Car Riders  
                                    L and Bristol Sts.  
                                    Glendale and Bristol Sts.  
                                    L St. and Hunting Park Ave.  
                                    OST Beacon (after school program)

No child will ever be left alone at any location. If no one is there to meet them (unforeseen circumstances) they will be walked back to the school office. We ask you to meet your child at the corner. Please take a practice walk and show your child where he/she will wait for you. Lines are walked to the corner by different teachers, for the safety of everyone we ask you not to take your child out of line until they reach the designated corner. **Car rider cars are to form lines in the school yard and directed out of the yard when all classes are dismissed. We ask parents to get out of the car and take your child by the hand to your car.** Again, this is for the safety of everyone and time spent waiting is minimal.

**Monday, August 29<sup>th</sup>** – Admission Cards 1:00 – 2:30 pm & 6:00 – 7:30 pm.

**Wednesday, September 6<sup>th</sup>** – parent orientation in the Kindergarten classroom (appointment times will be sent home during the summer)

**Thursday, September 7<sup>th</sup>** – girls report for class only, dismissal at 11:30 AM.

**Friday, September 8<sup>th</sup>** – boys report for class only, dismissal at 11:30 AM.

**Monday, September 11<sup>th</sup>** – full day of school, dismissal at 2:40 PM.

Thank you in advance for your cooperation.

Sincerely,  
Ms. Traci Tudor